
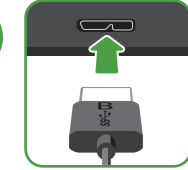

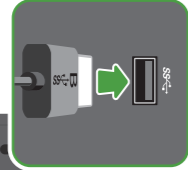


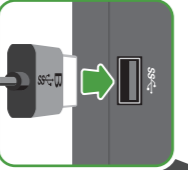
1



2



Xbox Series X



Xbox Series S

## Next level illumination

Light up your Xbox gaming experience with customizable RGB LED lighting. To set up RGB, install **Seagate Toolkit** on a Windows® PC or Mac®. Connect Game Drive for Xbox to your computer and use Toolkit to select the colors and patterns displayed during Xbox gameplay.



[www.seagate.com/support/toolkit](http://www.seagate.com/support/toolkit)

### EN WWW.SEAGATE.COM

For customer support, visit [www.seagate.com/game-drive](http://www.seagate.com/game-drive).

Drives formatted for Xbox cannot be used for data management on Windows or macOS computers. However, you can still connect the compatible Seagate Game Drive to your computer to manage RGB LEDs using Toolkit.

For detailed instructions, go to [www.seagate.com/manuals/game-drive](http://www.seagate.com/manuals/game-drive).

**Note:** To protect your data, always follow the safe removal procedures for your operating system when disconnecting your product.

### FCC DECLARATION OF CONFORMANCE

This device complies with Part 15 of the FCC Rules. Operation is subject to the following two conditions: (1) this device may not cause harmful interference, and (2) this device must accept any interference received, including interference that may cause undesired operation.

### CLASS B

This equipment has been tested and found to comply with the limits for a Class B digital device, pursuant to Part 15 of the FCC Rules. These limits are designed to provide reasonable protection against harmful interference in residential installation. This equipment generates, uses, and can radiate radio frequency energy and, if not installed and used in accordance with the instructions, may cause harmful interference to radio communications.

However, there is no guarantee that interference will not occur in a particular installation. If this equipment does cause harmful interference to radio or television reception, which can be determined by turning the equipment off and on, the user is encouraged to try to correct the interference by one or more of the following measures:

- Reorient or relocate the receiving antenna.
- Increase the separation between the equipment and receiver.
- Connect the equipment into an outlet on a circuit different from that to which the receiver is connected.
- Consult the dealer or an experienced radio/TV technician for help.

**CAUTION:** Any changes or modifications made to this equipment may void the user's authority to operate this equipment.

### DA WWW.SEAGATE.COM

#### Tag din belysning til nye højder

Oplys din Xbox-gamingoplevelse med RGB LED-belysning, der kan tilpasses. For at konfigurere RGB skal du installere Seagate Toolkit på en Windows-pc eller Mac. Slut Game Drive til Xbox til din computer, og brug Toolkit til at vælge de farver og monstre, der skal vises under Xbox-gameplay.

For kundesupport kan du gå til [www.seagate.com/game-drive](http://www.seagate.com/game-drive).

Drev, der er formateret til Xbox, kan ikke bruges til datastyring på Windows- eller macOS-computere. Du kan dog stadig slutte det kompatible Seagate Game Drive til din computer for at administrere RGB-lysdioder ved hjælp af Toolkit.

For detaljerede instruktioner, gå til [www.seagate.com/manuals/game-drive](http://www.seagate.com/manuals/game-drive).

### BEMÆRK!

Følg altid operativsystemets procedurer for sikker fjernelse af lagerenheder, når du afbryder forbindelsen, for derved at beskytte dine data.

### DE WWW.SEAGATE.COM

#### Beleuchtung auf dem nächsten Level

Beleuchten Sie Ihr Xbox-Spieleerlebnis mit der anpassbaren RGB-LED-Beleuchtung. Installieren Sie Seagate Toolkit auf einem Windows-PC oder Mac, um RGB einzurichten. Verbinden Sie Game Drive for Xbox mit Ihrem

Computer und wählen Sie mit dem Toolkit die Farben und Muster aus, die während des Xbox-Spiels angezeigt werden sollen.

Informationen zum Kundensupport finden Sie unter [www.seagate.com/game-drive](http://www.seagate.com/game-drive).

Für Xbox formatierte Laufwerke können nicht für die Datenverwaltung auf Windows- oder macOS-Computern verwendet werden. Sie können das kompatible Seagate Game Drive jedoch weiterhin an Ihren Computer anschließen, um die RGB-LEDs mit Toolkit zu verwalten.

Detaillierte Anweisungen finden Sie unter [www.seagate.com/manuals/game-drive](http://www.seagate.com/manuals/game-drive).

**HINWEIS:** Befolgen Sie immer die Anweisungen Ihres Betriebssystems zum sicheren Entfernen der Festplatte, um die Integrität Ihrer Daten zu gewährleisten.

### ES WWW.SEAGATE.COM

#### Iluminación de otro nivel

Ilumine su experiencia de juego en Xbox con los LED RGB personalizables. Para configurar la iluminación RGB, instale Seagate Toolkit en un PC con Windows o un Mac. Conecte Game Drive para Xbox a su ordenador y use la aplicación Toolkit para seleccionar los colores y los patrones que se mostrarán en sus partidas de Xbox.

Para ponerse en contacto con el servicio de atención al cliente, visite [www.seagate.com/game-drive](http://www.seagate.com/game-drive).

Computer und wählen Sie mit dem Toolkit die Farben und Muster aus, die während des Xbox-Spiels angezeigt werden sollen.

Informationen zum Kundensupport finden Sie unter [www.seagate.com/game-drive](http://www.seagate.com/game-drive).

Für Xbox formatierte Laufwerke können nicht für die Datenverwaltung auf Windows- oder macOS-Computern verwendet werden. Sie können das kompatible Seagate Game Drive jedoch weiterhin an Ihren Computer anschließen, um die RGB-LEDs mit Toolkit zu verwalten.

Detaillierte Anweisungen finden Sie unter [www.seagate.com/manuals/game-drive](http://www.seagate.com/manuals/game-drive).

**HINWEIS:** Befolgen Sie immer die Anweisungen Ihres Betriebssystems zum sicheren Entfernen der Festplatte, um die Integrität Ihrer Daten zu gewährleisten.

### FR WWW.SEAGATE.COM

#### Haute luminosité

Illuminez votre expérience de jeu Xbox avec un éclairage LED RVB personnalisable. Pour configurer un éclairage RVB, installez Seagate Toolkit sur un PC Windows ou un Mac. Connectez le disque Game Drive pour Xbox à votre ordinateur et utilisez Toolkit pour sélectionner les couleurs et les motifs qui s'afficheront pendant votre partie Xbox.

Pour accéder au service clientèle, consultez le site [www.seagate.com/game-drive](http://www.seagate.com/game-drive).

Les disques formatés pour Xbox ne peuvent pas être utilisés pour la gestion des données sur les ordinateurs Windows ou macOS. Cependant, vous pouvez toujours connecter le disque Seagate Game Drive compatible

le disque Seagate Game Drive compatible

à votre ordinateur pour gérer les LED RVB à l'aide de Toolkit.

Pour obtenir des instructions détaillées, rendez-vous sur la page [www.seagate.com/manuals/game-drive](http://www.seagate.com/manuals/game-drive).

**REMARQUE :** Pour protéger vos données, suivez toujours les procédures de retrait sécurisé correspondant à votre système d'exploitation lors de la déconnexion du produit.

### IT WWW.SEAGATE.COM

#### Iluminazione senza precedenti

Dai nuova luce alla tua esperienza di gioco con Xbox grazie all'illuminazione a LED RGB personalizzabile. Per configurare il sistema di illuminazione RGB, basta installare il Seagate Toolkit su un PC Windows o Mac. Successivamente, collega il Game Drive per Xbox al computer e utilizza il Toolkit per selezionare i colori e i motivi che verranno mostrati mentre giochi con la Xbox.

Per ricevere assistenza visita [www.seagate.com/game-drive](http://www.seagate.com/game-drive).

I drive formattati per Xbox non possono essere utilizzati per la gestione dei dati su computer Windows o macOS. Tuttavia, potrai comunque collegare il Seagate Game Drive compatibile al computer per gestire i LED RGB utilizzando il Toolkit.

Per istruzioni dettagliate, visitare il sito [www.seagate.com/manuals/game-drive](http://www.seagate.com/manuals/game-drive).

**OPMERKING:** Volg ter bescherming van uw gegevens altijd de procedures van uw besturingssysteem voor het veilig verwijderen van hardware als u het product wilt loskoppelen.

Para obter instruções detalhadas, vá para [www.seagate.com/manuals/game-drive](http://www.seagate.com/manuals/game-drive).

Para obter instruções detalhadas, vá para [www.seagate.com/manuals/game-drive](http://www.seagate.com/manuals/game-drive).

**NOTA:** per proteggere i dati, disconnettere sempre il dispositivo applicando la procedura di rimozione sicura dell'hardware.

### NO WWW.SEAGATE.COM

#### Belysning på ypperste nivå

Lys opp Xbox-spiloplevelsen din med personlig tilpasset RGB-LED-belysning. For å sette opp RGB, installer Seagate-verktøystsett på en Windows-PC eller Mac. Koble Game Drive for Xbox til datamaskinen din og bruk verktøystettet til å velge fargene og monstre som vises under Xbox-spillingen.

For kundestotte, besøk [www.seagate.com/game-drive](http://www.seagate.com/game-drive).

Stasjoner som er formatert for Xbox, kan ikke brukes til datahåndtering på Windows- eller macOS-datamaskiner. Du kan fortsatt koble den kompatible Seagate Game Drive til datamaskinen din for å administrere RGB-LED-er ved hjelp av verktøystettet.

For detaljerte instruksjoner, gå til [www.seagate.com/manuals/game-drive](http://www.seagate.com/manuals/game-drive).

**MERK:** For å beskytte dine opplysninger, følg alltid de sikre fjerningsprosedyrene for operativsystemet ditt når du frakobler produktet.

Para obter instruções detalhadas, vá para [www.seagate.com/manuals/game-drive](http://www.seagate.com/manuals/game-drive).

Para obter instruções detalhadas, vá para [www.seagate.com/manuals/game-drive](http://www.seagate.com/manuals/game-drive).

Para obter instruções detalhadas, vá para [www.seagate.com/manuals/game-drive](http://www.seagate.com/manuals/game-drive).

Para obter instruções detalhadas, vá para [www.seagate.com/manuals/game-drive](http://www.seagate.com/manuals/game-drive).

Para obter instruções detalhadas, vá para [www.seagate.com/manuals/game-drive](http://www.seagate.com/manuals/game-drive).

Para obter instruções detalhadas, vá para [www.seagate.com/manuals/game-drive](http://www.seagate.com/manuals/game-drive).

Para obter instruções detalhadas, vá para [www.seagate.com/manuals/game-drive](http://www.seagate.com/manuals/game-drive).

Para obter instruções detalhadas, vá para [www.seagate.com/manuals/game-drive](http://www.seagate.com/manuals/game-drive).

Para obter instruções detalhadas, vá para [www.seagate.com/manuals/game-drive](http://www.seagate.com/manuals/game-drive).

**NOTA:** per proteggere i dati, disconnettere sempre il dispositivo applicando la procedura di rimozione sicura dell'hardware.

### NL WWW.SEAGATE.COM

#### Verlichting op een hoger niveau

Verlicht uw Xbox-game-ervaring met aanpasbare RGB LED-verlichting. Installeer Seagate Toolkit op een Windows-pc of Mac om RGB in te stellen. Sluit Game Drive voor Xbox aan op uw computer en gebruik Toolkit om de kleuren en patronen te selecteren die worden weergegeven tijdens de Xbox-spelervaring.

Ga voor klantenondersteuning naar [www.seagate.com/game-drive](http://www.seagate.com/game-drive).

Schijven die zijn geformatteerd voor Xbox kunnen niet worden gebruikt voor gegevensbeheer op Windows- of macOS-computers. U kunt de compatibele Seagate Game Drive echter nog steeds op uw computer aansluiten om RGB-leds te beheren met Toolkit.

Per informatie over het product, ga naar [www.seagate.com/manuals/game-drive](http://www.seagate.com/manuals/game-drive).

**OPMERKING:** Volg ter bescherming van uw gegevens altijd de procedures van uw besturingssysteem voor het veilig verwijderen van hardware als u het product wilt loskoppelen.

Para obter instruções detalhadas, vá para [www.seagate.com/manuals/game-drive](http://www.seagate.com/manuals/game-drive).

Para obter instruções detalhadas, vá para [www.seagate.com/manuals/game-drive](http://www.seagate.com/manuals/game-drive).

Para obter instruções detalhadas, vá para [www.seagate.com/manuals/game-drive](http://www.seagate.com/manuals/game-drive).

Para obter instruções detalhadas, vá para [www.seagate.com/manuals/game-drive](http://www.seagate.com/manuals/game-drive).

Para obter instruções detalhadas, vá para [www.seagate.com/manuals/game-drive](http://www.seagate.com/manuals/game-drive).

Para obter instruções detalhadas, vá para [www.seagate.com/manuals/game-drive](http://www.seagate.com/manuals/game-drive).

Para obter instruções detalhadas, vá para [www.seagate.com/manuals/game-drive](http://www.seagate.com/manuals/game-drive).

Para obter instruções detalhadas, vá para [www.seagate.com/manuals/game-drive](http://www.seagate.com/manuals/game-drive).

Para obter instruções detalhadas, vá para [www.seagate.com/manuals/game-drive](http://www.seagate.com/manuals/game-drive).

**NOTA:** per proteggere i dati, disconnettere sempre il dispositivo applicando la procedura di rimozione sicura dell'hardware.

### PT WWW.SEAGATE.COM

#### Belysning på ypperste nivå

Lys opp Xbox-spiloplevelsen din med personlig tilpasset RGB-LED-belysning. For å sette opp RGB, installer Seagate-verktøystsett på en Windows-PC eller Mac. Koble Game Drive for Xbox til datamaskinen din og bruk verktøystettet til å velge fargene og monstre som vises under Xbox-spillingen.

For kundestotte, besøk [www.seagate.com/game-drive](http://www.seagate.com/game-drive).

Stasjoner som er formatert for Xbox, kan ikke brukes til datahåndtering på Windows- eller macOS-datamaskiner. Du kan fortsatt koble den kompatible Seagate Game Drive til datamaskinen din for å administrere RGB-LED-er ved hjelp av verktøystettet.

For detaljerte instruksjoner, gå til [www.seagate.com/manuals/game-drive](http://www.seagate.com/manuals/game-drive).

**MERK:** For å beskytte dine opplysninger, følg alltid de sikre fjerningsprosedyrene for operativsystemet ditt når du frakobler produktet.

Para obter instruções detalhadas, vá para [www.seagate.com/manuals/game-drive](http://www.seagate.com/manuals/game-drive).

Para obter instruções detalhadas, vá para [www.seagate.com/manuals/game-drive](http://www.seagate.com/manuals/game-drive).

Para obter instruções detalhadas, vá para [www.seagate.com/manuals/game-drive](http://www.seagate.com/manuals/game-drive).

Para obter instruções detalhadas, vá para [www.seagate.com/manuals/game-drive](http://www.seagate.com/manuals/game-drive).

Para obter instruções detalhadas, vá para [www.seagate.com/manuals/game-drive](http://www.seagate.com/manuals/game-drive).

Para obter instruções detalhadas, vá para [www.seagate.com/manuals/game-drive](http://www.seagate.com/manuals/game-drive).

Para obter instruções detalhadas, vá para [www.seagate.com/manuals/game-drive](http://www.seagate.com/manuals/game-drive).

Para obter instruções detalhadas, vá para [www.seagate.com/manuals/game-drive](http://www.seagate.com/manuals/game-drive).

Para obter instruções detalhadas, vá para [www.seagate.com/manuals/game-drive](http://www.seagate.com/manuals/game-drive).

**NOTA:** per proteggere i dati, disconnettere sempre il dispositivo applicando la procedura di rimozione sicura dell'hardware.

### PT-BR WWW.SEAGATE.COM

#### Belysning på ypperste nivå

Lys opp Xbox-spiloplevelsen din med personlig tilpasset RGB-LED-belysning. For å sette opp RGB, installer Seagate-verktøystsett på en Windows-PC eller Mac. Koble Game Drive for Xbox til datamaskinen din og bruk verktøystettet til å velge fargene og monstre som vises under Xbox-spillingen.

For kundestotte, besøk [www.seagate.com/game-drive](http://www.seagate.com/game-drive).

Stasjoner som er formatert for Xbox, kan ikke brukes til datahåndtering på Windows- eller macOS-datamaskiner. Du kan fortsatt koble den kompatible Seagate Game Drive til datamaskinen din for å administrere RGB-LED-er ved hjelp av verktøystettet.

For detaljerte instruksjoner, gå til [www.seagate.com/manuals/game-drive](http://www.seagate.com/manuals/game-drive).

**MERK:** For å beskytte dine opplysninger, følg alltid de sikre fjerningsprosedyrene for operativsystemet ditt når du frakobler produktet.

Para obter instruções detalhadas, vá para [www.seagate.com/manuals/game-drive](http://www.seagate.com/manuals/game-drive).

Para obter instruções detalhadas, vá para [www.seagate.com/manuals/game-drive](http://www.seagate.com/manuals/game-drive).

Para obter instruções detalhadas, vá para [www.seagate.com/manuals/game-drive](http://www.seagate.com/manuals/game-drive).

Para obter instruções detalhadas, vá para [www.seagate.com/manuals/game-drive](http://www.seagate.com/manuals/game-drive).

Para obter instruções detalhadas, vá para [www.seagate.com/manuals/game-drive](http://www.seagate.com/manuals/game-drive).

Para obter instruções detalhadas, vá para [www.seagate.com/manuals/game-drive](http://www.seagate.com/manuals/game-drive).

Para obter instruções detalhadas, vá para [www.seagate.com/manuals/game-drive](http://www.seagate.com/manuals/game-drive).

Para obter instruções detalhadas, vá para [www.seagate.com/manuals/game-drive](http://www.seagate.com/manuals/game-drive).

Para obter instruções detalhadas, vá para [www.seagate.com/manuals/game-drive](http://www.seagate.com/manuals/game-drive).

**NOTA:** per proteggere i dati, disconnettere sempre il dispositivo applicando la procedura di rimozione sicura dell'hardware.

### PT-BR WWW.SEAGATE.COM

#### Belysning på ypperste nivå

Lys opp Xbox-spiloplevelsen din med personlig tilpasset RGB-LED-belysning. For å sette opp RGB, installer Seagate-verktøystsett på en Windows-PC eller Mac. Koble Game Drive for Xbox til datamaskinen din og bruk verktøystettet til å velge fargene og monstre som vises under Xbox-spillingen.

For kundestotte, besøk [www.seagate.com/game-drive](http://www.seagate.com/game-drive).

Stasjoner som er formatert for Xbox, kan ikke brukes til datahåndtering på Windows- eller macOS-datamaskiner. Du kan fortsatt koble den kompatible Seagate Game Drive til datamaskinen din for å administrere RGB-LED-er ved hjelp av verktøystettet.

For detaljerte instruksjoner, gå til [www.seagate.com/manuals/game-drive](http://www.seagate.com/manuals/game-drive).

**MERK:** For å beskytte dine opplysninger, følg alltid de sikre fjerningsprosedyrene for operativsystemet ditt når du frakobler produktet.

Para obter instruções detalhadas, vá para [www.seagate.com/manuals/game-drive](http://www.seagate.com/manuals/game-drive).

Para obter instruções detalhadas, vá para [www.seagate.com/manuals/game-drive](http://www.seagate.com/manuals/game-drive).

Para obter instruções detalhadas, vá para [www.seagate.com/manuals/game-drive](http://www.seagate.com/manuals/game-drive).

Para obter instruções detalhadas, vá para [www.seagate.com/manuals/game-drive](http://www.seagate.com/manuals/game-drive).

Para obter instruções detalhadas, vá para [www.seagate.com/manuals/game-drive](http://www.seagate.com/manuals/game-drive).

Para obter instruções detalhadas, vá para [www.seagate.com/manuals/game-drive](http://www.seagate.com/manuals/game-drive).

Para obter instruções detalhadas, vá para [www.seagate.com/manuals/game-drive](http://www.seagate.com/manuals/game-drive).

Para obter instruções detalhadas, vá para [www.seagate.com/manuals/game-drive](http://www.seagate.com/manuals/game-drive).

Para obter instruções detalhadas, vá para [www.seagate.com/manuals/game-drive](http://www.seagate.com/manuals/game-drive).

**NOTA:** per proteggere i dati, disconnettere sempre il dispositivo applicando la procedura di rimozione sicura dell'hardware.

### PT-BR WWW.SEAGATE.COM

#### Belysning på ypperste nivå

Lys opp Xbox-spiloplevelsen din med personlig tilpasset RGB-LED-belysning. For å sette opp RGB, installer Seagate-verktøystsett på en Windows-PC eller Mac. Koble Game Drive for Xbox til datamaskinen din og bruk verktøystettet til å velge fargene og monstre som vises under Xbox-spillingen.

For kundestotte, besøk [www.seagate.com/game-drive](http://www.seagate.com/game-drive).

Stasjoner som er formatert for Xbox, kan ikke brukes til datahåndtering på Windows- eller macOS-datamaskiner. Du kan fortsatt koble den kompatible Seagate Game Drive til datamaskinen din for å administrere RGB-LED-er ved hjelp av verktøystettet.

For detaljerte instruksjoner, gå til [www.seagate.com/manuals/game-drive](http://www.seagate.com/manuals/game-drive).

**MERK:** For å beskytte dine opplysninger, følg alltid de sikre fjerningsprosedyrene for operativsystemet ditt når du frakobler produktet.

Para obter instruções detalhadas, vá para [www.seagate.com/manuals/game-drive](http://www.seagate.com/manuals/game-drive).

Para obter instruções detalhadas, vá para [www.seagate.com/manuals/game-drive](http://www.seagate.com/manuals/game-drive).

Para obter instruções detalhadas, vá para [www.seagate.com/manuals/game-drive](http://www.seagate.com/manuals/game-drive).

Para obter instruções detalhadas, vá para [www.seagate.com/manuals/game-drive](http://www.seagate.com/manuals/game-drive).

Para obter instruções detalhadas, vá para [www.seagate.com/manuals/game-drive](http://www.seagate.com/manuals/game-drive).

Para obter instruções detalhadas, vá para [www.seagate.com/manuals/game-drive](http://www.seagate.com/manuals/game-drive).

Para obter instruções detalhadas, vá para [www.seagate.com/manuals/game-drive](http://www.seagate.com/manuals/game-drive).

Para obter instruções detalhadas, vá para [www.seagate.com/manuals/game-drive](http://www.seagate.com/manuals/game-drive).

Para obter instruções detalhadas, vá para [www.seagate.com/manuals/game-drive](http://www.seagate.com/manuals/game-drive).

**NOTA:** per proteggere i dati, disconnettere sempre il dispositivo applicando la procedura di rimozione sicura dell'hardware.

### PT-BR WWW.SEAGATE.COM

#### Belysning på ypperste nivå

Lys opp Xbox-spiloplevelsen din med personlig tilpasset RGB-LED-belysning. For å sette opp RGB, installer Seagate-verktøystsett på en Windows-PC eller Mac. Koble Game Drive for Xbox til datamaskinen din og bruk verktøystettet til å velge fargene og monstre som vises under Xbox-spillingen.

For kundestotte, besøk [www.seagate.com/game-drive](http://www.seagate.com/game-drive).

anpassningsbar RGB LED-belysning. För att konfigurera RGB, installera Seagate Toolkit på en Windows- eller Mac-dator. Anslut Game Drive till Xbox till din dator och använd Toolkit för att välja färger och mönster som ska visas i Xbox-spel.

Gå till [www.seagate.com/game-drive](http://www.seagate.com/game-drive) för kundtjänst.

Enheter som är formaterade för Xbox kan inte användas för datahantering på Windows- eller macOS-datorer. Du kan dock fortfarande ansluta den kompatibla Seagate Game Drive till din dator för att hantera RGB LED-lampor med Toolkit.

För detaljerade instruktioner, gå till [www.seagate.com/manuals/game-drive](http://www.seagate.com/manuals/game-drive).

**Obs!** För att skydda dina data ska du alltid följa de förfaranden för säker borttagning som gäller för ditt operativsystem när du kopplar från produkten.

## CS WWW.SEAGATE.COM

**Další úroveň osvětlení**  
Rozjasněte svůj zážitek z hraní na Xboxu pomocí přípusobitelného RGB LED osvětlení. Chcete-li nastavit RGB, nainstalujte si na počítač s Windows nebo Mac aplikaci Seagate Toolkit. Připojte ke svému počítači herní disk pro Xbox a pomocí aplikace Toolkit vyberte



200756400B

barvy a vzory, které se budou zobrazovat během hraní na Xboxu.

Zákaznickou podporu naleznete na adrese [www.seagate.com/game-drive](http://www.seagate.com/game-drive).

Disky naformátované pro Xbox nelze použít pro správu dat na počítačích se systémy Windows nebo macOS. Kompatibilní herní disk Seagate však můžete připojit k počítači a pomocí aplikace Toolkit spravovat RGB LED osvětlení.

Podrobné pokyny najdete na webové stránce [www.seagate.com/manuals/game-drive](http://www.seagate.com/manuals/game-drive).

**POZNÁMKA:** Při odpojování výrobku vždy dodržujte postup bezpečného odebrání pro váš operační systém za účelem ochrany svých dat.

## EL WWW.SEAGATE.COM

**Φωτισμός επόμενου επιπέδου**  
Κάντε πιο φωτεινή την εμπειρία του παιχνιδιού σας στο Xbox με τον προσαρμοσμο φωτισμό RGB LED. Για να ρυθμίσετε το RGB, εγκαταστήστε το Seagate Toolkit σε υπολογιστή Windows ή Mac. Συνδέστε το Game Drive για Xbox στον υπολογιστή σας και χρησιμοποιήστε το Toolkit, για να επιλέξετε τα χρώματα και τα μοτίβα που εμφανίζονται κατά τη διάρκεια του παιχνιδιού σας στο Xbox.

Για υποστήριξη πελατών, επισκεφθείτε τη διεύθυνση [www.seagate.com/game-drive](http://www.seagate.com/game-drive).

Oι μονάδες δίσκου που έχουν μορφοποιηθεί για Xbox δεν μπορούν να χρησιμοποιηθούν

για διαχείριση δεδομένων σε υπολογιστές Windows ή macOS. Ωστόσο, μπορείτε να συνδέσετε το συμβατό Seagate Game Drive στον υπολογιστή σας, για να διαχειριστείτε τα RGB LED, χρησιμοποιώντας το Toolkit.

Για λεπτομερείς οδηγίες, μεταβείτε στη διεύθυνση [www.seagate.com/manuals/game-drive](http://www.seagate.com/manuals/game-drive).

**ΣΗΜΕΙΩΣΗ:** Για την προστασία των δεδομένων σας, να ακολουθείτε πάντοτε τις διαδικασίες ασφαλούς κατάργησης για το λειτουργικό σας σύστημα κατά την απασύνδευση της συσκευής σας.

## HU WWW.SEAGATE.COM

**A megvilágítás következő szintje**  
Világítsa meg Xbox játékélményét a testreszabható RGB LED világítással. Az RGB beállításához telepítse a Seagate Toolkit alkalmazást Windows vagy Mac számítógépre. Csatlakoztassa a Game Drive for Xbox eszközt a számítógépéhez, és a Toolkit segítségével válassza ki az Xbox játék közben megjelenő színeket és mintákat.

Az ügyfélszolgálatról a [www.seagate.com/game-drive](http://www.seagate.com/game-drive) oldalon kérhet segítséget.

Az Xbox számára formázott meghajtók nem használhatók adatkezelésre Windows és macOS számítógépeken. Azonban a Toolkit segítségével továbbra is csatlakoztathatja a Seagate Game Drive-t az RBG LED-világítások kezeléséhez.

A részletes instrukciókért látogassa meg a [www.seagate.com/manuals/game-drive](http://www.seagate.com/manuals/game-drive) oldalt.

**MEGJEGYZÉS:** Az adatok védelme érdekében a termék leválasztásakor mindig kövesse az operációs rendszernek megfelelő biztonságos eltávolítási eljárást.

## TR WWW.SEAGATE.COM

**İşiklandırma yeni seviye**  
Özelleştirilebilir RGB LED aydınlatma ile Xbox oyun deneyiminizi aydınlatın. RGB'yi kurmak için, Seagate Araç Setini bir Windows PC veya Mac'e yükleyin. Xbox için Game Drive'i bilgisayarınıza bağlayın ve Xbox oyununu sırasında görünümlenen renkleri ve desenleri seçmek için Araç Setini kullanın.

Müşteri desteği için [www.seagate.com/game-drive](http://www.seagate.com/game-drive) adresini ziyaret edin.

Xbox için biçimlendirilmiş sürücüler, Windows veya macOS bilgisayarlarda veri yönetimi için kullanılamaz. Ancak, Araç Setini kullanarak RGB LED'leri yönetmek için uyumlu Seagate Game Drive'i hala bilgisayarınıza bağlayabilirsiniz.

Ayrıntılı talimatlar şu adrese gidin: [www.seagate.com/manuals/game-drive](http://www.seagate.com/manuals/game-drive).

**NOT:** Verilerinizi korumak için uzman işletim sisteminizi için gereken güvenli kaldırma işlemlerini uygulayın.

## ID WWW.SEAGATE.COM

**Penerangan tingkat berikutnya**  
Terangi pengalaman bermain game Xbox Anda dengan pencahayaan LED RGB yang dapat disesuaikan. Untuk mengatur RGB, instal Seagate Toolkit di PC Windows atau Mac. Hubungkan Game Drive untuk Xbox ke komputer Anda dan gunakan Toolkit untuk memilih warna dan pola yang ditampilkan selama bermain game Xbox.

Untuk dukungan pelanggan, kunjungi [www.seagate.com/game-drive](http://www.seagate.com/game-drive).

Hard disk yang diformat untuk Xbox tidak dapat digunakan untuk manajemen data di komputer Windows atau macOS. Namun, Anda masih dapat menyambungkan Seagate Game Drive yang kompatibel ke komputer Anda untuk mengelola LED RGB menggunakan Toolkit.

Untuk instruksi mendetail, buka [www.seagate.com/manuals/game-drive](http://www.seagate.com/manuals/game-drive).

**CATATAN:** Untuk melindungi data Anda, selalu ikuti prosedur pelepasan yang aman untuk sistem pengoperasian saat memutuskan koneksi produk Anda.

## ZH-CN WWW.SEAGATE.COM

**下一级亮度**  
可自定义的 RGB LED 指示灯, 点亮您的 Xbox 游戏体验。要设置 RGB, 请在 Windows PC 或 Mac 上安装 Seagate Toolkit。将 Xbox Game Drive 连接到您的计算机, 然后使用 Toolkit 选择 Xbox

游戏中显示的颜色和图案。要获得客户支持, 请访问 [www.seagate.com/game-drive](http://www.seagate.com/game-drive)。

为 Xbox 格式化的硬盘不能用于 Windows 或 macOS 计算机上的数据管理。但是, 您仍然可以将兼容的 Seagate Game Drive 连接到计算机, 使用 Toolkit 来管理 RGB LED。

有关详细说明, 请访问 [www.seagate.com/manuals/game-drive](http://www.seagate.com/manuals/game-drive)。

**注意:** 为保护您的数据, 请在断开产品时, 总是按照适用于您的操作系统的安全卸下过程操作。

有关合规信息, 请访问 [www.seagate.com/manuals/game-drive](http://www.seagate.com/manuals/game-drive)。

## ZH-TW WWW.SEAGATE.COM

**下一層級照明**  
可自訂的 RGB LED 指示燈, 點亮您的 Xbox 遊戲體驗。若要設定 RGB, 請在 Windows PC 或 Mac 上安裝 Seagate Toolkit。將適用於 Xbox 的 Game Drive 連接到電腦, 並使用 Toolkit 選擇 Xbox 遊戲過程中顯示的顏色和模式。如需客戶支援, 請至 [www.seagate.com/game-drive](http://www.seagate.com/game-drive)。

為 Xbox 格式化的硬碟機無法用於 Windows 或 macOS 電腦上的資料管理。但是, 您仍然可以將相容的 Seagate Game Drive 連接到電腦, 以使用 Toolkit 管理 RGB LED。

如需詳細說明, 請至 [www.seagate.com/manuals/game-drive](http://www.seagate.com/manuals/game-drive)。

**備註:** 為保護您的資料, 請在中斷您產品的連接時始終執行作業系統的安全移除程序。

有關法規資訊, 請造訪 [www.seagate.com/manuals/game-drive](http://www.seagate.com/manuals/game-drive)。

**KO WWW.SEAGATE.COM**  
**새로운 차원의 밝기**

사용자 지정 가능한 RGB LED 조명으로 Xbox 게임 환경을 밝게하십시오. RGB를 설정하려면 Windows PC 또는 Mac에 Seagate Toolkit을 설치하십시오. Xbox 용 Game Drive를 컴퓨터에 연결하고 Toolkit을 사용하여 Xbox 게임 플레이 중에 표시되는 색상과 패턴을 선택합니다. 고객 지원은 [www.seagate.com/game-drive](http://www.seagate.com/game-drive)을 방문하십시오.

有关合规信息, 请访问 [www.seagate.com/manuals/game-drive](http://www.seagate.com/manuals/game-drive)。

## 20

**China RoHS 2 table**  
China RoHS 2 refers to the Ministry of Industry and Information Technology Order No. 32, effective July 1, 2016, titled Management Methods for the Restriction of the Use of Hazardous Substances in Electrical and Electronic Products. To comply with China RoHS 2, we determined this product's Environmental Protection Use Period (EUP) to be 20 years in accordance with the *Marking for the Restricted Use of Hazardous Substances in Electronic and Electrical Products*, SJ/T 11364-2014.

中国 RoHS 2 是指 2016 年 7 月 1 日起施行的工业和信息化部令第 32 号“电子信息产品限制使用有害物质管理办法”。为了符合中国 RoHS 2 的要求, 我们根据“电子电气产品有害物质限制使用标识”(SJ/T 11364-2014) 确定本产品的环保使用期 (EUP) 为 20 年。

| 部件名称<br>Part Name                            | 有害物质<br>Hazardous Substances |        |        |                         |            |              |
|--|------------------------------|--------|--------|-------------------------|------------|--------------|
|  | 铅 (Pb)                       | 汞 (Hg) | 镉 (Cd) | 六价铬 (Cr <sup>VI</sup> ) | 多溴联苯 (PBB) | 多溴二苯醚 (PBDE) |
| 硬盘驱动器<br>HDD                                 | X                            | 0      | 0      | 0                       | 0          | 0            |
| 外接硬盘印刷电路板<br>Bridge PCB                      | X                            | 0      | 0      | 0                       | 0          | 0            |
| 电源 (如果提供)<br>Power Supply (if provided)      | X                            | 0      | 0      | 0                       | 0          | 0            |
| 接口电缆 (如果提供)<br>Interface cable (if provided) | X                            | 0      | 0      | 0                       | 0          | 0            |
| 其他外壳组件<br>Other enclosure components         | 0                            | 0      | 0      | 0                       | 0          | 0            |

本表格依据 SJ/T 11364 的规定编制。  
This table is prepared in accordance with the provisions of SJ/T 11364-2014.

0: 表示该有害物质在该部件所有均质材料中的含量均在 GB/T 26572 规定的限量要求以下。  
0: Indicates that the hazardous substance contained in all of the homogeneous materials for this part is below the limit requirement of GB/T26572.  
X: 表示该有害物质至少在该部件的某一均质材料中的含量超出 GB/T 26572 规定的限量要求。  
X: Indicates that the hazardous substance contained in at least one of the homogeneous materials used for this part is above the limit requirement of GB/T26572.

るには, Seagate Toolkit を Windows PC または Mac にインストールしてください。Xbox 用 Game Drive をコンピュータに接続し, Toolkit で Xbox ゲームプレイ中の色とパターンを選択します。

カスタマー サポートについては, [www.seagate.com/game-drive](http://www.seagate.com/game-drive) をご覧ください。

Xbox 用にフォーマットしたドライブを Windows や macOS のコンピュータのデータ管理に使用することはできません。ただし, 対応の Seagate Game Drive をコンピュータに接続し, Toolkit を通じて RGB LED を管理することは可能です。詳細な手順については, [www.seagate.com/manuals/game-drive](http://www.seagate.com/manuals/game-drive) を参照してください。

**注:** データ損失を防止するため, 製品を取り外す際にはオペレーティングシステムの手順に従い, 正しい方法で切断してください。

この装置は, クラスB機器です。この装置は, 住宅環境で使用することを目的としていますが, この装置がラジオやテレビジョン受信機に近接して使用されると, 受信障害を引き起こすことがあります。

取扱説明書に従って正しい取り扱いをして下さい。VCCI—B

台湾 RoHS table  
Taiwan RoHS refers to the Taiwan Bureau of Standards, Metrology and Inspection's (BSMI's) requirements in standard CNS 15663, Guidance to reduction of the restricted chemical substances in electrical and electronic equipment. Beginning on January 1, 2018, Seagate products must comply with the "Marking of presence" requirements in Section 5 of CNS 15663. This product is Taiwan RoHS compliant.

The following table meets the Section 5 "Marking of presence" requirements.

台灣 RoHS 是指台灣標準局計量檢驗局 (BSMI) 對標準 CNS 15663 要求的減排電子電氣設備限用化學物質指引。從2018年1月1日起, Seagate 產品必須符合 CNS 15663 第 5 節「含有標示」要求。本產品符合台灣 RoHS。

下表符合第 5 節「含有標示」要求。

**China RoHS 2 table**  
China RoHS 2 refers to the Ministry of Industry and Information Technology Order No. 32, effective July 1, 2016, titled Management Methods for the Restriction of the Use of Hazardous Substances in Electrical and Electronic Products. To comply with China RoHS 2, we determined this product's Environmental Protection Use Period (EUP) to be 20 years in accordance with the *Marking for the Restricted Use of Hazardous Substances in Electronic and Electrical Products*, SJ/T 11364-2014.

中国 RoHS 2 是指 2016 年 7 月 1 日起施行的工业和信息化部令第 32 号“电子信息产品限制使用有害物质管理办法”。为了符合中国 RoHS 2 的要求, 我们根据“电子电气产品有害物质限制使用标识”(SJ/T 11364-2014) 确定本产品的环保使用期 (EUP) 为 20 年。

| 部件名称<br>Part Name                            | 有害物质<br>Hazardous Substances |        |        |                         |            |              |
|--|------------------------------|--------|--------|-------------------------|------------|--------------|
|  | 铅 (Pb)                       | 汞 (Hg) | 镉 (Cd) | 六价铬 (Cr <sup>VI</sup> ) | 多溴联苯 (PBB) | 多溴二苯醚 (PBDE) |
| 硬盘驱动器<br>HDD                                 | -                            | 0      | 0      | 0                       | 0          | 0            |
| 外接硬盘印刷电路板<br>Bridge PCB                      | -                            | 0      | 0      | 0                       | 0          | 0            |
| 电源 (如果提供)<br>Power Supply (if provided)      | -                            | 0      | 0      | 0                       | 0          | 0            |
| 傳輸線材 (如果提供)<br>Interface cable (if provided) | -                            | 0      | 0      | 0                       | 0          | 0            |
| 其他外殼組件<br>Other enclosure components         | 0                            | 0      | 0      | 0                       | 0          | 0            |

備考 1. "0" 係指該項限用物質之百分比含量未超出百分比含量基準值。  
Note 1. "0" indicates that the percentage content of the restricted substance does not exceed the percentage of reference value of presence.

備考 2. "-" 係指該項限用物質為排除項目。  
Note 2. "-" indicates that the restricted substance corresponds to the exemption.

額定電壓/額定電流: 5VDC 0.9A 操作溫度: 5 ~ 40 °C

本設備勿置於潮濕處。  
請將產品置於手冊規定的環境使用溫度, 以避免過熱。

當設備不用時, 請將所有電源線拔除, 避免電壓不穩而造成傷害。  
請勿自行調整或修理已通電的設備, 以確保您的安全。

有關法規資訊, 請造訪 [www.seagate.com/manuals/game-drive](http://www.seagate.com/manuals/game-drive)。

**KO WWW.SEAGATE.COM**  
**새로운 차원의 밝기**

사용자 지정 가능한 RGB LED 조명으로 Xbox 게임 환경을 밝게하십시오. RGB를 설정하려면 Windows PC 또는 Mac에 Seagate Toolkit을 설치하십시오. Xbox 용 Game Drive를 컴퓨터에 연결하고 Toolkit을 사용하여 Xbox 게임 플레이 중에 표시되는 색상과 패턴을 선택합니다. 고객 지원은 [www.seagate.com/game-drive](http://www.seagate.com/game-drive)을 방문하십시오.

有关合规信息, 请访问 [www.seagate.com/manuals/game-drive](http://www.seagate.com/manuals/game-drive)。

**China RoHS 2 table**  
China RoHS 2 refers to the Ministry of Industry and Information Technology Order No. 32, effective July 1, 2016, titled Management Methods for the Restriction of the Use of Hazardous Substances in Electrical and Electronic Products. To comply with China RoHS 2, we determined this product's Environmental Protection Use Period (EUP) to be 20 years in accordance with the *Marking for the Restricted Use of Hazardous Substances in Electronic and Electrical Products*, SJ/T 11364-2014.

中国 RoHS 2 是指 2016 年 7 月 1 日起施行的工业和信息化部令第 32 号“电子信息产品限制使用有害物质管理办法”。为了符合中国 RoHS 2 的要求, 我们根据“电子电气产品有害物质限制使用标识”(SJ/T 11364-2014) 确定本产品的环保使用期 (EUP) 为 20 年。

| 部件名称<br>Part Name                            | 有害物质<br>Hazardous Substances |        |        |                         |            |              |
|--|------------------------------|--------|--------|-------------------------|------------|--------------|
|  | 铅 (Pb)                       | 汞 (Hg) | 镉 (Cd) | 六价铬 (Cr <sup>VI</sup> ) | 多溴联苯 (PBB) | 多溴二苯醚 (PBDE) |
| 硬盘驱动器<br>HDD                                 | -                            | 0      | 0      | 0                       | 0          | 0            |
| 外接硬盘印刷电路板<br>Bridge PCB                      | -                            | 0      | 0      | 0                       | 0          | 0            |
| 电源 (如果提供)<br>Power Supply (if provided)      | -                            | 0      | 0      | 0                       | 0          | 0            |
| 傳輸線材 (如果提供)<br>Interface cable (if provided) | -                            | 0      | 0      | 0                       | 0          | 0            |
| 其他外殼組件<br>Other enclosure components         | 0                            | 0      | 0      | 0                       | 0          | 0            |

備考 1. "0" 係指該項限用物質之百分比含量未超出百分比含量基準值。  
Note 1. "0" indicates that the percentage content of the restricted substance does not exceed the percentage of reference value of presence.

備考 2. "-" 係指該項限用物質為排除項目。  
Note 2. "-" indicates that the restricted substance corresponds to the exemption.

額定電壓/額定電流: 5VDC 0.9A 操作溫度: 5 ~ 40 °C

本設備勿置於潮濕處。  
請將產品置於手冊規定的環境使用溫度, 以避免過熱。

當設備不用時, 請將所有電源線拔除, 避免電壓不穩而造成傷害。  
請勿自行調整或修理已通電的設備, 以確保您的安全。

有關法規資訊, 請造訪 [www.seagate.com/manuals/game-drive](http://www.seagate.com/manuals/game-drive)。

**KO WWW.SEAGATE.COM**  
**새로운 차원의 밝기**

사용자 지정 가능한 RGB LED 조명으로 Xbox 게임 환경을 밝게하십시오. RGB를 설정하려면 Windows PC 또는 Mac에 Seagate Toolkit을 설치하십시오. Xbox 용 Game Drive를 컴퓨터에 연결하고 Toolkit을 사용하여 Xbox 게임 플레이 중에 표시되는 색상과 패턴을 선택합니다. 고객 지원은 [www.seagate.com/game-drive](http://www.seagate.com/game-drive)을 방문하십시오.

有关合规信息, 请访问 [www.seagate.com/manuals/game-drive](http://www.seagate.com/manuals/game-drive)。

**China RoHS 2 table**  
China RoHS 2 refers to the Ministry of Industry and Information Technology Order No. 32, effective July 1, 2016, titled Management Methods for the Restriction of the Use of Hazardous Substances in Electrical and Electronic Products. To comply with China RoHS 2, we determined this product's Environmental Protection Use Period (EUP) to be 20 years in accordance with the *Marking for the Restricted Use of Hazardous Substances in Electronic and Electrical Products*, SJ/T 11364-2014.

中国 RoHS 2 是指 2016 年 7 月 1 日起施行的工业和信息化部令第 32 号“电子信息产品限制使用有害物质管理办法”。为了符合中国 RoHS 2 的要求, 我们根据“电子电气产品有害物质限制使用标识”(SJ/T 11364-2014) 确定本产品的环保使用期 (EUP) 为 20 年。

| 部件名称<br>Part Name                            | 有害物质<br>Hazardous Substances |        |        |                         |            |              |
|--|------------------------------|--------|--------|-------------------------|------------|--------------|
|  | 铅 (Pb)                       | 汞 (Hg) | 镉 (Cd) | 六价铬 (Cr <sup>VI</sup> ) | 多溴联苯 (PBB) | 多溴二苯醚 (PBDE) |
| 硬盘驱动器<br>HDD                                 | -                            | 0      | 0      | 0                       | 0          | 0            |
| 外接硬盘印刷电路板<br>Bridge PCB                      | -                            | 0      | 0      | 0                       | 0          | 0            |
| 电源 (如果提供)<br>Power Supply (if provided)      | -                            | 0      | 0      | 0                       | 0          | 0            |
| 傳輸線材 (如果提供)<br>Interface cable (if provided) | -                            | 0      | 0      | 0                       | 0          | 0            |
| 其他外殼組件<br>Other enclosure components         | 0                            | 0      | 0      | 0                       | 0          | 0            |

備考 1. "0" 係指該項限用物質之百分比含量未超出百分比含量基準值。  
Note 1. "0" indicates that the percentage content of the restricted substance does not exceed the percentage of reference value of presence.

備考 2. "-" 係指該項限用物質為排除項目。  
Note 2. "-" indicates that the restricted substance corresponds to the exemption.

額定電壓/額定電流: 5VDC 0.9A 操作溫度: 5 ~ 40 °C

本設備勿置於潮濕處。  
請將產品置於手冊規定的環境使用溫度, 以避免過熱。

當設備不用時, 請將所有電源線拔除, 避免電壓不穩而造成傷害。  
請勿自行調整或修理已通電的設備, 以確保您的安全。

有關法規資訊, 請造訪 [www.seagate.com/manuals/game-drive](http://www.seagate.com/manuals/game-drive)。

**KO WWW.SEAGATE.COM**  
**새로운 차원의 밝기**

사용자 지정 가능한 RGB LED 조명으로 Xbox 게임 환경을 밝게하십시오. RGB를 설정하려면 Windows PC 또는 Mac에 Seagate Toolkit을 설치하십시오. Xbox 용 Game Drive를 컴퓨터에 연결하고 Toolkit을 사용하여 Xbox 게임 플레이 중에 표시되는 색상과 패턴을 선택합니다. 고객 지원은 [www.seagate.com/game-drive](http://www.seagate.com/game-drive)을 방문하십시오.

有关合规信息, 请访问 [www.seagate.com/manuals/game-drive](http://www.seagate.com/manuals/game-drive)。

**China RoHS 2 table**  
China RoHS 2 refers to the Ministry of Industry and Information Technology Order No. 32, effective July 1, 2016, titled Management Methods for the Restriction of the Use of Hazardous Substances in Electrical and Electronic Products. To comply with China RoHS 2, we determined this product's Environmental Protection Use Period (EUP) to be 20 years in accordance with the *Marking for the Restricted Use of Hazardous Substances in Electronic and Electrical Products*, SJ/T 11364-2014.

中国 RoHS 2 是指 2016 年 7 月 1 日起施行的工业和信息化部令第 32 号“电子信息产品限制使用有害物质管理办法”。为了符合中国 RoHS 2 的要求, 我们根据“电子电气产品有害物质限制使用标识”(SJ/T 11364-2014) 确定本产品的环保使用期 (EUP) 为 20 年。

| 部件名称<br>Part Name                            | 有害物质<br>Hazardous Substances |        |        |                         |            |              |
|--|------------------------------|--------|--------|-------------------------|------------|--------------|
|  | 铅 (Pb)                       | 汞 (Hg) | 镉 (Cd) | 六价铬 (Cr <sup>VI</sup> ) | 多溴联苯 (PBB) | 多溴二苯醚 (PBDE) |
| 硬盘驱动器<br>HDD                                 | -                            | 0      | 0      | 0                       | 0          | 0            |
| 外接硬盘印刷电路板<br>Bridge PCB                      | -                            | 0      | 0      | 0                       | 0          | 0            |
| 电源 (如果提供)<br>Power Supply (if provided)      | -                            | 0      | 0      | 0                       | 0          | 0            |
| 傳輸線材 (如果提供)<br>Interface cable (if provided) | -                            | 0      | 0      | 0                       | 0          | 0            |
| 其他外殼組件<br>Other enclosure components         | 0                            | 0      | 0      | 0                       | 0          | 0            |

備考 1. "0" 係指該項限用物質之百分比含量未超出百分比含量基準值。  
Note 1. "0" indicates that the percentage content of the restricted substance does not exceed the percentage of reference value of presence.

備考 2. "-" 係指該項限用物質為排除項目。  
Note 2. "-" indicates that the restricted substance corresponds to the exemption.

額定電壓/額定電流: 5VDC 0.9A 操作溫度: 5 ~ 40 °C

本設備勿置於潮濕處。  
請將產品置於手冊規定的環境使用溫度, 以避免過熱。

當設備不用時, 請將所有電源線拔除, 避免電壓不穩而造成傷害。  
請勿自行調整或修理已通電的設備, 以確保您的安全。

有關法規資訊, 請造訪 [www.seagate.com/manuals/game-drive](http://www.seagate.com/manuals/game-drive)。

**KO WWW.SEAGATE.COM**  
**새로운 차원의 밝기**

사용자 지정 가능한 RGB LED 조명으로 Xbox 게임 환경을 밝게하십시오. RGB를 설정하려면 Windows PC 또는 Mac에 Seagate Toolkit을 설치하십시오. Xbox 용 Game Drive를 컴퓨터에 연결하고 Toolkit을 사용하여 Xbox 게임 플레이 중에 표시되는 색상과 패턴을 선택합니다. 고객 지원은 [www.seagate.com/game-drive](http://www.seagate.com/game-drive)을 방문하십시오.

有关合规信息, 请访问 [www.seagate.com/manuals/game-drive](http://www.seagate.com/manuals/game-drive)。

**China RoHS 2 table**  
China RoHS 2 refers to the Ministry of Industry and Information Technology Order No. 32, effective July 1, 2016, titled Management Methods for the Restriction of the Use of Hazardous Substances in Electrical and Electronic Products. To comply with China RoHS 2, we determined this product's Environmental Protection Use Period (EUP) to be 20 years in accordance with the *Marking for the Restricted Use of Hazardous Substances in Electronic and Electrical Products*, SJ/T 11364-2014.

中国 RoHS 2 是指 2016 年 7 月 1 日起施行的工业和信息化部令第 32 号“电子信息产品限制使用有害物质管理办法”。为了符合中国 RoHS 2 的要求, 我们根据“电子电气产品有害物质限制使用标识”(SJ/T 11364-2014) 确定本产品的环保使用期 (EUP) 为 20 年。

| 部件名称<br>Part Name                            | 有害物质<br>Hazardous Substances |        |        |                         |            |              |
|--|------------------------------|--------|--------|-------------------------|------------|--------------|
|  | 铅 (Pb)                       | 汞 (Hg) | 镉 (Cd) | 六价铬 (Cr <sup>VI</sup> ) | 多溴联苯 (PBB) | 多溴二苯醚 (PBDE) |
| 硬盘驱动器<br>HDD                                 | -                            | 0      | 0      | 0                       | 0          | 0            |
| 外接硬盘印刷电路板<br>Bridge PCB                      | -                            | 0      | 0      | 0                       | 0          | 0            |
| 电源 (如果提供)<br>Power Supply (if provided)      | -                            | 0      | 0      | 0                       | 0          | 0            |
| 傳輸線材 (如果提供)<br>Interface cable (if provided) | -                            | 0      | 0      | 0                       | 0          | 0            |
| 其他外殼組件<br>Other enclosure components         | 0                            | 0      | 0      | 0                       | 0          | 0            |

備考 1. "0" 係指該項限用物質之百分比含量未超出百分比含量基準值。  
Note 1. "0" indicates that the percentage content of the restricted substance does not exceed the percentage of reference value of presence.

備考 2. "-" 係指該項限用物質為排除項目。  
Note 2. "-" indicates that the restricted substance corresponds to the exemption.

額定電壓/額定電流: 5VDC 0.9A 操作溫度: 5 ~ 40 °C

本設備勿置於潮濕處。  
請將產品置於手冊規定的環境使用溫度, 以避免過熱。

當設備不用時, 請將所有電源線拔除, 避免電壓不穩而造成傷害。  
請勿自行調整或修理已通電的設備, 以確保您的安全。