

Exos 10E2400



Sustainability Report*



Sustainability @ Seagate

Seagate is committed to sustainable storage. Our engineering focus is on increasing storage capacity and utilization, while controlling the quantity and types of materials we use, and improving energy efficiency and recyclability.

Sustainable Design Features

- Seagate PowerChoice™ technology for T10-compliant power management enables IT organizations to tailor systems for enhanced power consumption.
- Ideal fit for green IT and drive-retirement cost reduction initiatives.
- Annualized Failure Rate (AFR) of 0.44%.
- Compliant with RoHS requirements in China and Europe.

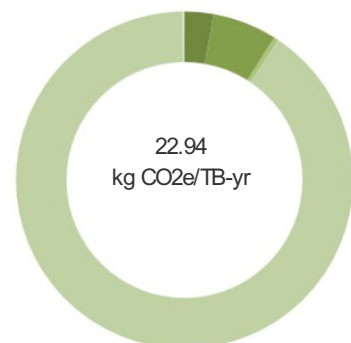
Energy and Greenhouse Gases

Manufacturing and using our products requires energy and produces Greenhouse Gas (GHG) emissions. We assess life cycle energy and GHG impacts and work towards improving energy and GHG efficiency, and reducing ownership costs with each new generation of our products.

Power Consumption	Per Unit	Per TB
Average Idle Power (W)	3.7	3.0
Standby (W)	1.2	1.0
Operating (W)	5.5 - 6.9	4.6 - 5.8
Average Annual (kWh)	34.7	28.9

Greenhouse Gas Emissions by Life Stage

- 2.8% Bill of Materials
- 6.2% Manufacturing Energy
- 0.04% Packaging
- 0.9% Distribution
- 90.4% Use Phase
- 0.2% End of Life



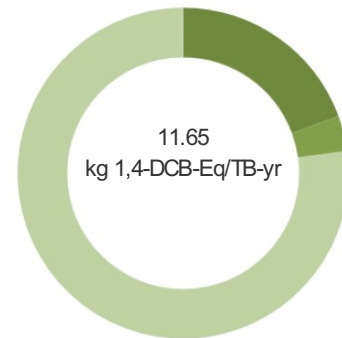
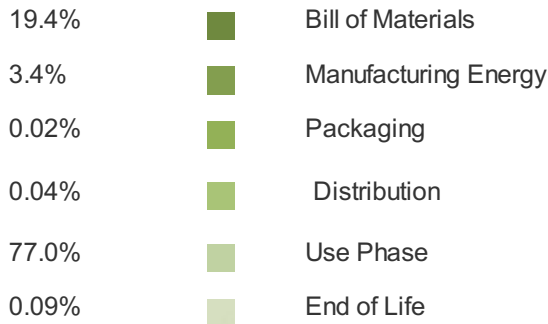
*Exos 10E2400 *ST1200MM009, SKYBOLT, 1200GB, 128MB, SAS, 2D/4H



Safer Materials

As a leading supplier to major original equipment manufacturers, Seagate helps to establish standards for direct materials – components that make up our products -- to meet customers' strictest specifications. We are meticulous about cataloging restricted substances; currently we list more than 2,000.

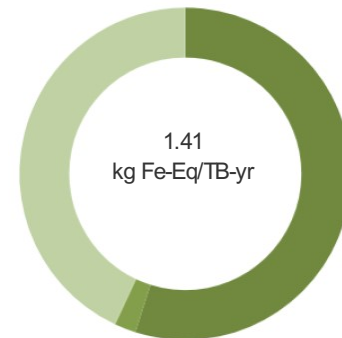
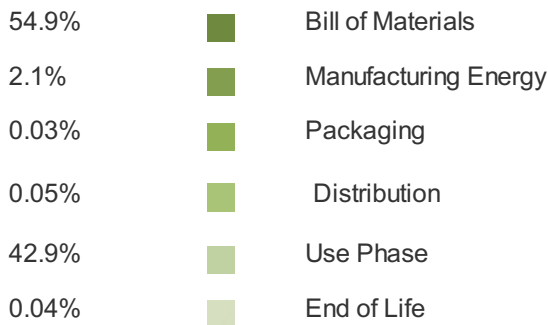
Human Toxicity by Life Stage



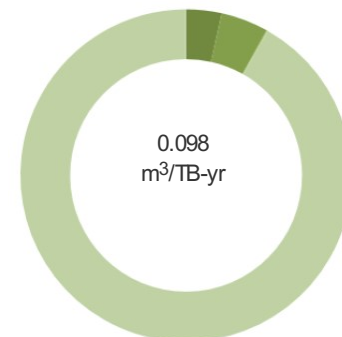
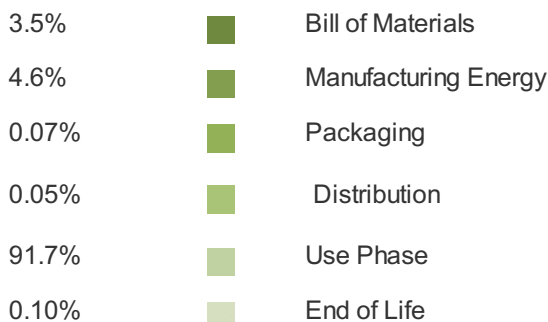
Scarce Resources

We aim to reduce our use of scarce resources during the life cycle of our products. We assess the water and metal depletion impacts of our products in order to minimize dependence on key natural resources, and reduce manufacturing and product ownership costs.

Metal Depletion by Life Stage



Water Depletion by Life Stage

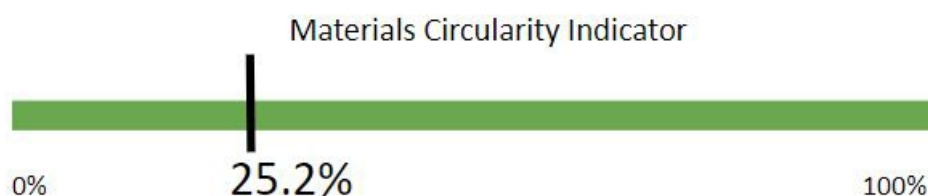




Materials Efficiency and Circularity

Seagate recognizes the traditional “take, make, dispose” linear approach to business is unsustainable. We measure our progress towards a circular economy with a variety of indicators including material used per TB of storage, use of recycled content, reuse rates, and recycling type and efficiency.

Device Weight - Shipped (g)		Per Unit	Per TB
Drive	Enclosure	130	108
	Media	12	10
	Electronics	79	66
Packaging	Cardboard and paper	17	14
	Other materials	9	8
Total		246	205



Key Circularity Parameters	Per Unit
Estimated Operating Life	5 years
Recycled aluminum and steel content	world average
Recycled cardboard	100%
Reused content	zero
Recycling rate	25%
Residual disposal	50% incineration/50% landfill
Reuse rate	zero
Recycling efficiency	95%
Recycling collections efficiency	90%

Seagate measures and reports its product sustainability performance on a TB-year basis. Seagate's drives come in different storage sizes and have different estimated useful lives. When referring to drive capacity, one terabyte, or TB, equals one trillion bytes. The TB-year measure combines these factors so that sustainability performance data is comparable across products and that annual impacts are directly reported.

Seagate's sustainability assessment tools used to generate the product sustainability analysis have been verified by UL in accordance with ISO 14040, ISO 14044, and the World Resources Institute and World Business Council for Sustainable Development's GHG Protocol Product Life Cycle Accounting and Reporting Standard.